

Panel Platform Kit

Used with standard 1×3* dressed lumber, the Veritas® Platform Kit makes for a fast, flexible method of creating a flat and stable work surface. The sacrificial cross-rail supports elevate sheet goods so that you can rip or crosscut material without worrying about your blade contacting the surface beneath. You can work with confidence on any flat surface, indoors or out. It's so stable, you can kneel right on sheet goods while you make your cut – no more stretching or stooping, and it's easier to follow your line accurately.

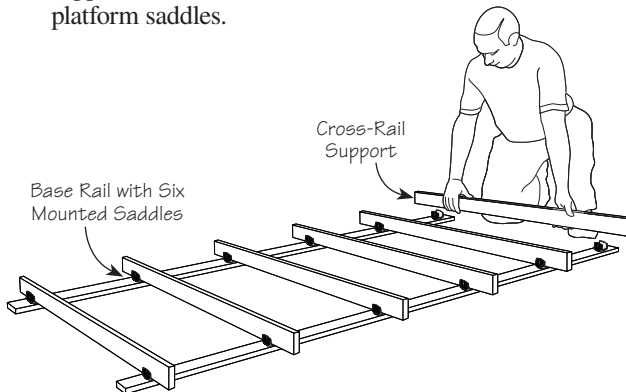
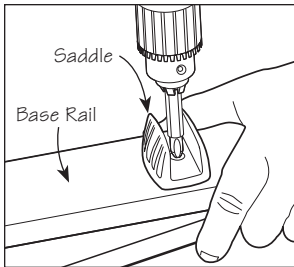
* Lumber is not included. You can use whatever nominal width you have on hand (e.g., 1×4 instead of 1×3).

The platform takes less than a minute to set up, and can be reused to make hundreds of cuts with ease, speed and accuracy. When you're done using it, the kit breaks down quickly and fits neatly into the nylon bag (the platform bases will stick out).

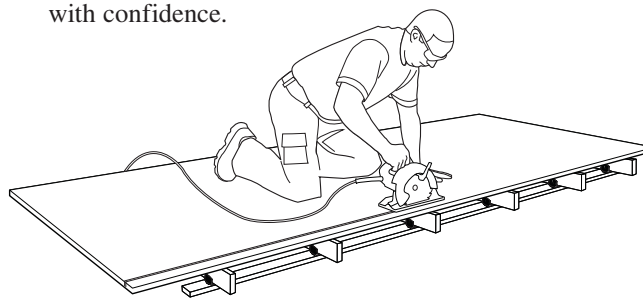
4×8 Platform Set-Up

For supporting a 4×8 sheet of plywood (for example), you will need two 1×3 base rails, from 6 to 8 feet long and six 1×3 cross-rail supports, 4 feet long.

1. Fasten six platform saddles on each base rail.
2. Clip the cross-rail supports into the mounted platform saddles.

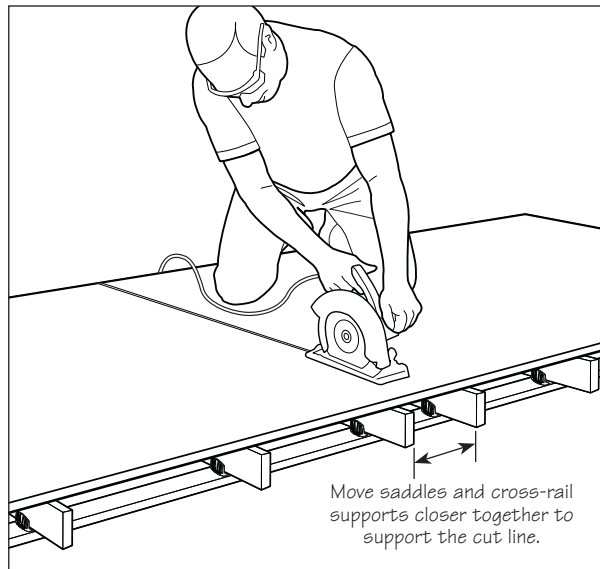
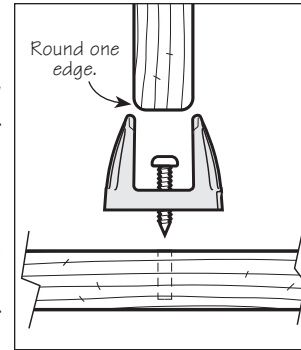


3. Place your workpiece on top of the platform and cut with confidence.

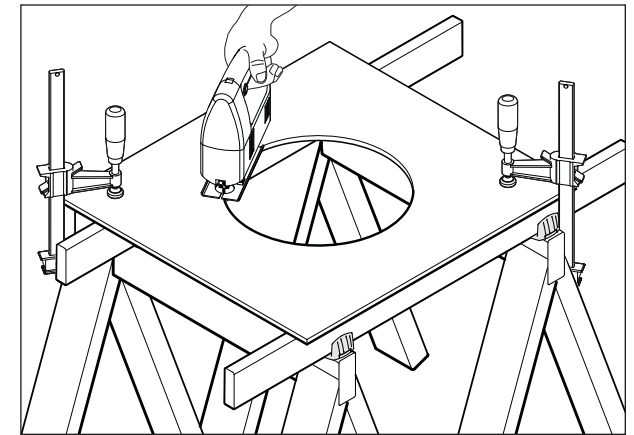


... Tips:

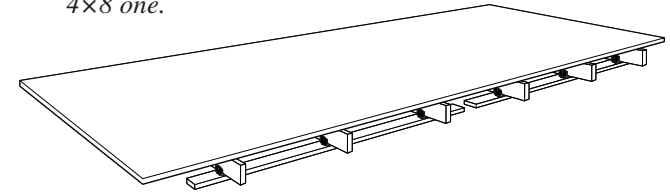
- Chamfer or round one edge of the cross-rail supports for easier insertion into the platform saddles.
- Ensure that the workpiece is supported on both sides of a cut to prevent the offcut from falling after your cut is completed.
- When crosscutting a workpiece, relocate the platform saddles on the base rails so that the cross-rail supports will be closer together. This will ensure the workpiece is supported on both sides of the cut line.



- Use for any task where a sacrificial work stand-off is needed: cutting, drilling, clamping, finishing, etc.



- You can make two 4-foot platforms instead of a single 4×8 one.



Accessories

Platform saddles are also available with posts that ensure a snug fit in both 3/4" and 20 mm diameter dog holes for bench use. They can also be used without the posts to mount directly to a surface. They come in two sizes: 1×3 or 2×4, in packages of 4.

05H41.01 1×3 Platform Saddles, set of 4

05H41.03 2×4 Platform Saddles, set of 4